

**ORACLE®**

ORACLE



### Corporate Trainer's Profile

Corporate Trainers are having the experience of 4 to 12 years in development , working with TOP CMM level 5 companies (Project Leader /Project Manager ) qualified from NIT/IIT/IIM and work exp in USA and UK.



Projects

### CMM (Capability Maturity Model) level Project Standard:-

The Capability Maturity Model (CMM) is a method for evaluating the maturity of organizations on a scale of 1 to 5. Get the Opportunities to work on Client Projects Of US/UK, which follow the all standard of CMM level 5 Company.



## Oracle Apps R12 DBA

This training will be suitable for clients who have implemented Oracle E-Business Suite Release 12.X. This class room training demonstrates how to install and maintain an Oracle E-Business Suite

Release 12.x system. The hands-on practices include performing an installation on a Linux system, navigating the file system to locate key files, running the standard maintenance tools and utilities, applying patches, and carrying out cloning operations.

### Trainer profile:

Oracle Certified real time professional

### Duration:

40 hrs

### Training modes:

Classroom & Online

### Availability:

Weekday and weekend trainings available

### Audience:

Database Administrators  
Database Designers  
Functional Implementer  
Support Engineer

### Course Objectives:

Overview of Oracle E-Business Suite  
Install Oracle E-Business Suite  
Describe Oracle E-Business Suite architecture  
Identify key files and their purposes  
Navigate the Oracle E-Business Suite file system  
Identify key features of the Oracle E-Business Suite database  
List advanced configuration options  
Run Oracle E-Business Suite maintenance utilities  
Apply patches to an Oracle E-Business Suite system  
Clone Oracle E-Business Suite  
New features of Oracle EBS 12.2

**Course Topics:****Oracle E-Business Suite Overview**

Oracle E-Business Suite Architecture  
Oracle E-Business Suite Technology Stack  
Oracle E-Business Suite Products

**Preparing For Your Installation**

Overview of Rapid Install  
Supported Platforms and Environments  
Prerequisites and Preparatory Tasks  
Starting Rapid Install  
Installation Types and Options  
Standard & Express Installation  
Required Post-Installation Steps  
Conditional Post-Installation Steps  
Administration and Maintenance Tasks

**Oracle E-Business Suite Components**

Oracle E-Business Suite Technology Stack  
Desktop Tier  
Application Tier  
Database Tier  
Oracle E-Business Suite Technology Layer  
Oracle Applications DBA  
Oracle Application Object Library  
Oracle E-Business Suite Utilities

**Environment Files, Control Scripts, and Languages**

Oracle E-Business Suite Environment Files  
Application Tier Service Control Scripts  
Character Sets  
Globalization Features  
Language Support

**Oracle E-Business Suite File System**

File System Overview  
INST\_TOP Directory Structure  
Database Tier File System  
Application Tier File System  
APPL\_TOP Directory Structure  
Product Directories  
Technology Stack Directory  
Database Directories

### **Oracle E-Business Suite Database**

- Database Overview
- Oracle E-Business Suite Database Objects and Schemas
- Implementing Multiple Organizations
- Reporting Currencies
- Monitoring Features
- Performance Features
- Scalability Features
- Database Tier Server Control Scripts

### **Advanced Configuration Options**

- Shared Application Tier File System
- Load Balancing
- Network Features

### **Using the AD Utilities**

- Overview
- Setting the Environment  
the AD Utilities
- Command Line Arguments and Flags
- AD Utilities Features and Prompts
- Parallel Processing Options and Distributed A
- D Log and Restart Files
- Maintenance Mode

### **AD Administration:**

#### **Generate Applications Files**

- Preliminary Tasks
- Prompts and Log Files
- Generate Applications Files Menu
- Generate Message Files
- Generate Form Files
- Generate Report Files
- Generate Product JAR Files

### **AD Administration:**

#### **Maintain Applications Files**

- Maintain Applications Files Menu
- Relink Applications Programs
- Copy Files to Destinations
- Convert Character Set
- Maintain Snapshot Information
- Checking for Missing Files
- Performing File System Task

**AD Administration:****Maintain Database Entities**

Maintain Database Entities Menu  
Validate APPS Schema  
Recreate Grants and Synonyms  
Maintain Multi-lingual Tables  
Check DUAL Table

**AD Administration:****Compile/Reload Database**

Compile/Reload Database Entities Menu  
Compile APPS Schema  
Compile Menu Information  
Compiling Flexfield Data in AOL Tables  
Reloading JAR Files into Database

**AD Administration:****Non-Interactive Operation and Maintenance Mode**

Creating AD Administration Defaults File  
Running AD Administration in Non-Interactive Mode  
Using Maintenance Mode

**Special Utilities**

AD Controller Overview  
Worker Status Flow  
Restarting an AD Utility  
Shutting Down Managers  
AD Relink Overview  
Running AD Relink

**AutoConfig**

AutoConfig Overview  
Context Files  
AutoConfig Tasks  
Running AutoConfig  
AutoConfig Log Files  
Rolling Back an AutoConfig Session  
Running AutoConfig in Test Mode  
Other AutoConfig Features

## License Manager

- Introduction
- Accessing License Manager
- Registering Oracle E-Business Suite
- Registering Component Applications
- Registering Individual Products
- Registering Country-Specific Functionalities
- Registering Languages
- License Manager Reports

## Reporting Utilities

- AD Configuration
- AD File Identification
- AD Job Timing Report

## Configuration Utilities

- AD Splicer Overview
- AD Splicer Control Files
- Editing newprods.txt File
- Post-Splice Steps
- File Character Set Converter

## Patching and the AutoPatch Process

- Patch Terminology and Components
- Downloading Patches
- AutoPatch Features
- Patch Wizard
- Running AutoPatch
- OAM Timing Reports
- Other Patching Topics
- Applied Patches Information

## Cloning Oracle E-Business Suite

- Principles and Terminology
- Cloning Scenarios
- Prerequisite Steps
- Cloning Steps
- Finishing Tasks
- Refresh a Target System
- Clone a Multi-Node System
- Add a Node to an Existing System
- Migration / Upgrade Scenarios

**Discuss different types of migration/upgrade scenarios.**

Deploying Oracle EBS instance using Oracle VM templates

**Workshop**

We will show you how to deploy "quick start" of E-Business Suite on Oracle Linux.



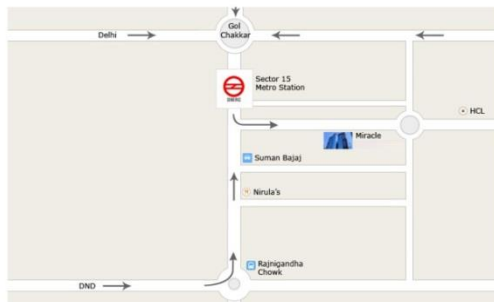
## Features:-




- ✓ 1. Task-Oriented, Competency-Based Course Design
- ✓ 2. A Truly Hands On Learning Experience – At Least 50% Lab Time
- ✓ 3. Courseware Ownership & Control
- ✓ 4. Instructors With Extensive Experience of the corporate , having the Certifications.
- ✓ 5. On line Training /On site training is available
- ✓ 6. Small Class Size ,proper doubt classes by the assistance
- ✓ 7. A Cost-Effective, Total Solution
- ✓ 8. Training will get the confirmation letter and Industrial Live Project ( For pursuing students to submit the letter in college.)
- ✓ 9. FREE Assessment test for job eligibility.
- ✓ 10.Placement tie with the companies.

**Mobile No:** +91 9311305845  
+91 9311305846  
+91 9311305847

### Miracle Corporate Solutions Pvt. Ltd.

B-12, 1st Floor,  
Behind Delite Showroom,  
Adjacent to Metro Station,  
Near Gol Chakkar, Sector-2 Noida, UP (India)  
PH: +91-120-4040104



 **Sector 15 Metro Station**  
 **Adjacent to Metro Station**  
 **Miracle B-12, Sector-2**

**Please mail to:**  
[sales@miracleindia.com](mailto:sales@miracleindia.com)

Technologies
JAVA
.Net
Embedded
Testing
PHP
Mainframe
iPhone
Android
Oracle
Sharepoint
Biztalk
Hadoop
Cloud
Matlab
XML
Web Development
Telecom
C/C++
Robotics
VLSI
Networking
Linux
Windows
Data Warehousing
Plc Scada
CAD/CAM
SMO+SEO
animation
Flex Ria
SOA
SQL Server
Cyber Security
Postgre SQL
Business Analysis
Report
Prince
ITIL
Agile Scrum
PMP
Management And Leadership
Communication
HR Specialist