

ORACLE®

ORACLE



Corporate Trainer's Profile

Corporate Trainers are having the experience of 4 to 12 years in development , working with TOP CMM level 5 companies (Project Leader /Project Manager) qualified from NIT/IIT/IIM and work exp in USA and UK.



Projects

CMM (Capability Maturity Model) level Project Standard:-

The Capability Maturity Model (CMM) is a method for evaluating the maturity of organizations on a scale of 1 to 5. Get the Opportunities to work on Client Projects Of US/UK, which follow the all standard of CMM level 5 Company.



IZO-144Oracle 11g PL/SQL Certification (OCA) training**Advanced topics covered in this course:**

Managing Dependencies of PL/SQL Objects
Direct and Indirect Dependencies
Using the PL/SQL Compiler
Conditional Compilation
Compound, DDL, and Event Database Triggers
Design Considerations for PL/SQL Code
Parameters: PLSQL_CODE_TYPE, PLSQL_OPTIMIZER_LEVEL,
PLSQL_CCFLAGS, PLSQL_WARNINGS
PLSQL Result Cache for Performance improvement

Duration:

48 hrs.

Trainer Profile:

Oracle Certified & Experienced real time Professional working with leading MNC

Audience:

Those who are currently working on PL/SQL.
Those who wish to brush up their PL/SQL knowledge.
Freshers or Beginners with excellent learning capabilities

Pre-requisites:

Minimum 1 year work experience on SQL
Excellent knowledge on SQL (Refer to our SQL - General Course)
Good programming logic, analytical and problem solving skills
Good to have knowledge of other programming languages like C++, Java etc.

Course Objectives:

Describe the features and syntax of PL/SQL
Use PL/SQL programming constructs and conditionally control code flow (loops, control structures, and explicit cursors)
Create and use stored procedures and functions
Design and use PL/SQL packages to group and contain related constructs
Handle runtime errors
Describe stored procedures and functions
Create triggers to solve business challenges

Course Topics

Introduction to PL/SQL

- Overview of PL/SQL
- Identify the benefits of PL/SQL Subprograms
- Overview of the types of PL/SQL blocks
- Create a Simple Anonymous Block
- How to generate output from a PL/SQL Block?

Declare PL/SQL Identifiers

- List the different Types of Identifiers in a PL/SQL subprogram
- Usage of the Declarative Section to Define Identifiers
- Use variables to store data
- Identify Scalar Data Types
- The %TYPE Attribute
- What are Bind Variables?
- Sequences in PL/SQL Expressions

Write Executable Statements

- Describe Basic PL/SQL Block Syntax Guidelines
- Learn to Comment the Code
- Deployment of SQL Functions in PL/SQL
- How to convert Data Types?
- Describe Nested Blocks
- Identify the Operators in PL/SQL

Interaction with the Oracle Server

- Invoke SELECT Statements in PL/SQL
- Retrieve Data in PL/SQL
- SQL Cursor concept
- Avoid Errors by using Naming Conventions when using Retrieval and DML Statements
- Data Manipulation in the Server using PL/SQL
- Understand the SQL Cursor concept
- Use SQL Cursor Attributes to Obtain Feedback on DML
- Save and Discard Transactions

Control Structures

- Conditional processing using IF Statements
- Conditional processing using CASE Statements
- Describe simple Loop Statement
- Describe While Loop Statement
- Describe For Loop Statement
- Use the Continue Statement

Composite Data Types

- Use PL/SQL Records
- The %ROWTYPE Attribute
- Insert and Update with PL/SQL Records
- INDEX BY Tables
- Examine INDEX BY Table Methods
- Use INDEX BY Table of Records

Explicit Cursors

- What are Explicit Cursors?
- Declare the Cursor
- Open the Cursor
- Fetch data from the Cursor
- Close the Cursor
- Cursor FOR loop
- The %NOTFOUND and %ROWCOUNT Attributes
- Describe the FOR UPDATE Clause and WHERE CURRENT Clause

Exception Handling

- Understand Exceptions
- Handle Exceptions with PL/SQL
- Trap Predefined Oracle Server Errors
- Trap Non-Predefined Oracle Server Errors
- Trap User-Defined Exceptions
- Propagate Exceptions
- RAISE_APPLICATION_ERROR Procedure

Stored Procedures

- Create a Modularized and Layered Subprogram Design
- Modularize Development With PL/SQL Blocks
- Understand the PL/SQL Execution Environment
- List the benefits of using PL/SQL Subprograms
- List the differences between Anonymous Blocks and Subprograms
- Create, Call, and Remove Stored Procedures
- Implement Procedures Parameters and Parameters Modes
- View Procedure Information

Stored Functions and Debugging Subprograms

- Create, Call, and Remove a Stored Function
- Identify the advantages of using Stored Functions
- Identify the steps to create a stored function
- Invoke User-Defined Functions in SQL Statements
- Restrictions when calling Functions
- Control side effects when calling Functions
- View Functions Information
- How to debug Functions and Procedures?

Packages

- Listing the advantages of Packages
- Describe Packages
- What are the components of a Package?
- Develop a Package
- How to enable visibility of a Package's Components?
- Create the Package Specification and Body using the SQL CREATE Statement and SQL Developer
- Invoke the Package Constructs
- View the PL/SQL Source Code using the Data Dictionary

Triggers

- Describe Triggers
- Identify the Trigger Event Types and Body
- Business Application Scenarios for Implementing Triggers
- Create DML Triggers using the CREATE TRIGGER Statement and SQL Developer
- Identify the Trigger Event Types, Body, and Firing (Timing)
- Differences between Statement Level Triggers and Row Level Triggers
- Create Instead of and Disabled Triggers
- How to Manage, Test and Remove Triggers?

Deploying Packages

- Overloading Subprograms in PL/SQL
- Use the STANDARD Package
- Use Forward Declarations to solve Illegal Procedure Reference
- Implement Package Functions in SQL and Restrictions
- Persistent State of Packages
- Persistent State of a Package Cursor
- Control side effects of PL/SQL Subprograms
- Invoke PL/SQL Tables of Records in Packages

Implement Oracle-Supplied Packages in Application Development

- What are Oracle-Supplied Packages?
- Examples of some of the Oracle-Supplied Packages
- How does the DBMS_OUTPUT Package work?
- Use the UTL_FILE Package to Interact with Operating System Files
- Invoke the UTL_MAIL Package
- Write UTL_MAIL Subprograms

Dynamic SQL

- The Execution Flow of SQL
- What is Dynamic SQL?
- Declare Cursor Variables
- Dynamically Executing a PL/SQL Block
- Configure Native Dynamic SQL to Compile PL/SQL Code
- How to invoke DBMS_SQL Package?
- Implement DBMS_SQL with a Parameterized DML Statement
- Dynamic SQL Functional Completeness

Design Considerations for PL/SQL Code

- Standardize Constants and Exceptions
- Understand Local Subprograms
- Write Autonomous Transactions
- Implement the NOCOPY Compiler Hint
- Invoke the PARALLEL_ENABLE Hint
- The Cross-Session PL/SQL Function Result Cache
- The DETERMINISTIC Clause with Functions
- Usage of Bulk Binding to Improve Performance

Creating Compound, DDL, and Event Database Triggers

- What are Compound Triggers?
- Identify the Timing-Point Sections of a Table Compound Trigger
- Understand the Compound Trigger Structure for Tables and Views
- Implement a Compound Trigger to Resolve the Mutating Table Error
- Comparison of Database Triggers to Stored Procedures
- Create Triggers on DDL Statements
- Create Database-Event and System-Events Triggers
- System Privileges Required to Manage Triggers

PL/SQL Compiler

- What is the PL/SQL Compiler?
- Describe the Initialization Parameters for PL/SQL Compilation
- List the new PL/SQL Compile Time Warnings
- Overview of PL/SQL Compile Time Warnings for Subprograms
- List the benefits of Compiler Warnings
- List the PL/SQL Compile Time Warning Messages Categories
- Setting the Warning Messages Levels: Using SQL Developer, PLSQL_WARNINGS Initialization Parameter, and the DBMS_WARNING Package Subprograms
- View Compiler Warnings: Using SQL Developer, SQL*Plus, or the Data Dictionary Views

Manage PL/SQL Code

- What Is Conditional Compilation?
- Implement Selection Directives
- Invoke Predefined and User-Defined Inquiry Directives
- The PLSQL_CCFLAGS Parameter and the Inquiry Directive
- Conditional Compilation Error Directives to Raise User-Defined Errors
- The DBMS_DB_VERSION Package
- Write DBMS_PREPROCESSOR Procedures to Print or Retrieve Source Text
- Obfuscation and Wrapping PL/SQL Code

Manage Dependencies

- Overview of Schema Object Dependencies
 - Query Direct Object Dependencies using the USER_DEPENDENCIES View
 - Query an Object's Status
 - Invalidation of Dependent Objects
 - Display the Direct and Indirect Dependencies
 - Fine-Grained Dependency Management in Oracle Database 11g
 - Understand Remote Dependencies
 - Recompile a PL/SQL Program Unit
-

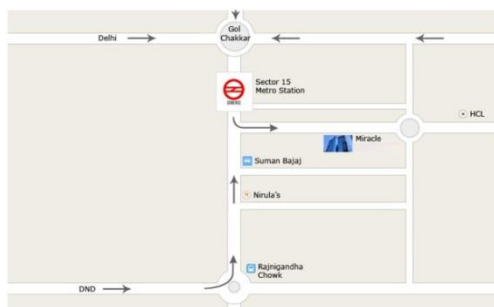
Features:-




- ✓ 1. Task-Oriented, Competency-Based Course Design
- ✓ 2. A Truly Hands On Learning Experience – At Least 50% Lab Time
- ✓ 3. Courseware Ownership & Control
- ✓ 4. Instructors With Extensive Experience of the corporate , having the Certifications.
- ✓ 5. On line Training /On site training is available
- ✓ 6. Small Class Size ,proper doubt classes by the assistance
- ✓ 7. A Cost-Effective, Total Solution
- ✓ 8. Training will get the confirmation letter and Industrial Live Project (For pursuing students to submit the letter in college.)
- ✓ 9. FREE Assessment test for job eligibility.
- ✓ 10.Placement tie with the companies.

Mobile No: +91 9311305845
+91 9311305846
+91 9311305847

Miracle Corporate Solutions Pvt. Ltd.

B-12, 1st Floor,
Behind Delite Showroom,
Adjacent to Metro Station,
Near Gol Chakkar, Sector-2 Noida, UP (India)
PH: +91-120-4040104



 **Sector 15 Metro Station**
 **Adjacent to Metro Station**
 **Miracle B-12, Sector-2**

Please mail to:
sales@miracleindia.com

Technologies
JAVA
.Net
Embedded
Testing
PHP
Mainframe
iPhone
Android
Oracle
Sharepoint
Biztalk
Hadoop
Cloud
Matlab
XML
Web Development
Telecom
C/C++
Robotics
VLSI
Networking
Linux
Windows
Data Warehousing
Plc Scada
CAD/CAM
SMO+SEO
animation
Flex Ria
SOA
SQL Server
Cyber Security
Postgre SQL
Business Analysis
Report
Prince
ITIL
Agile Scrum
PMP
Management And Leadership
Communication
HR Specialist